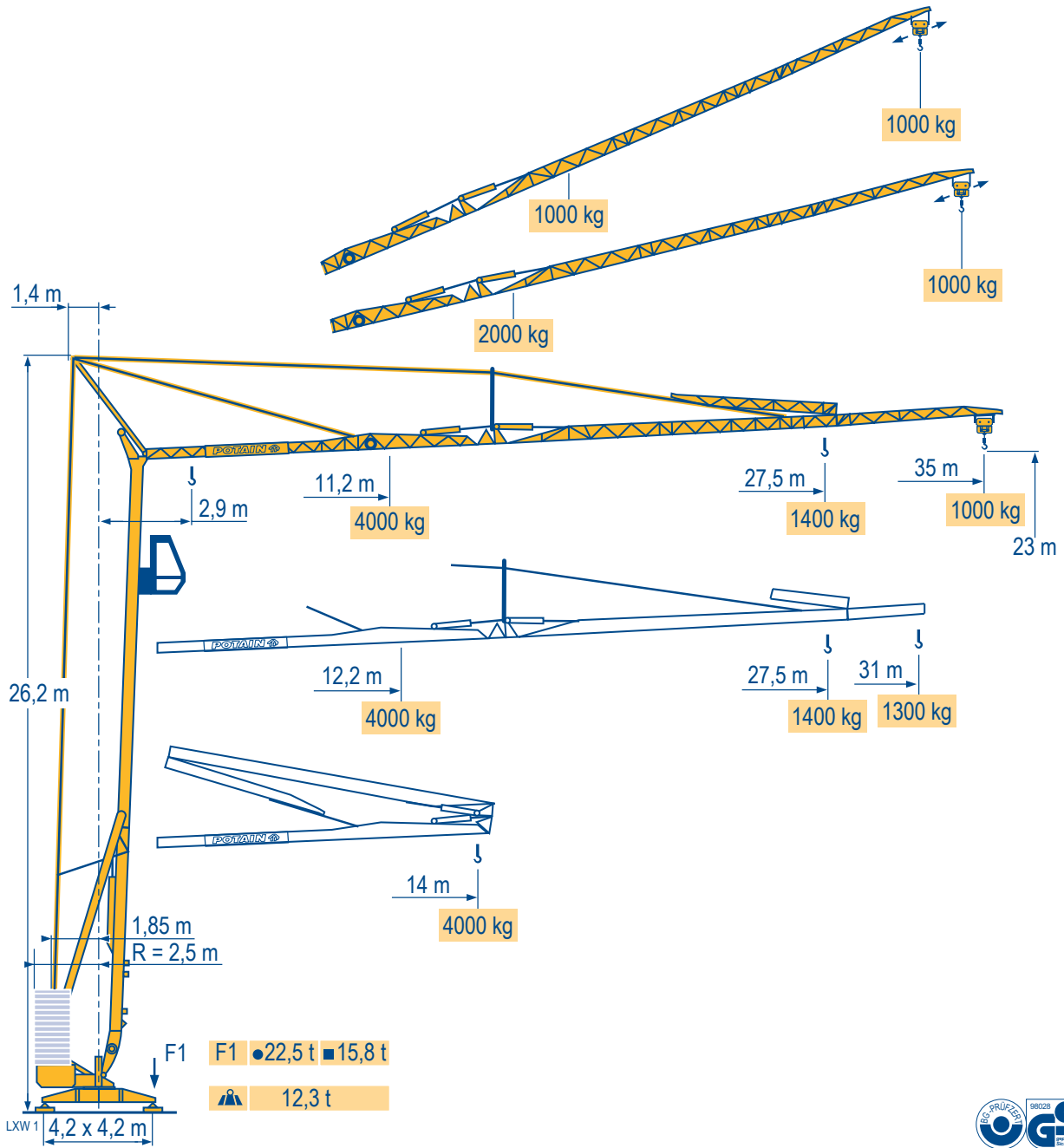




POTAIN 

HD 40 A



CE FEM 1.001-A3

Courbes de charges
Lastkurven
Load diagrams
Curvas de cargas
Curve di carico
Curva de cargas



35 m 2,9 ▶ 14 m
4000 kg

31 m 2,9 ▶ 14 m
4000 kg

11,2	12	13	14	15	16	17	18	19	20	22	24	26	28	29	31	33	35 m
4000	3695	3350	3060	2810	2600	2415	2255	2115	1985	1770	1595	1445	1320	1265	1165	1080	1000 kg

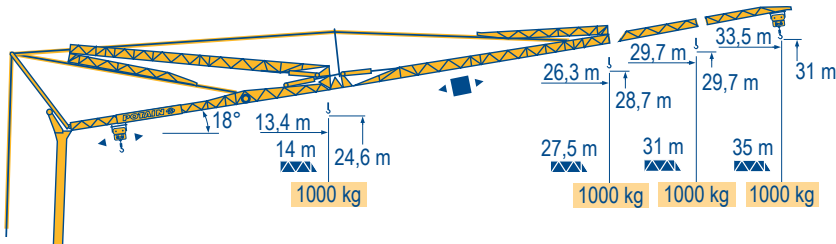
12,2	13	14	15	16	17	18	19	20	22	24	26	28	29	31 m
4000	3700	3380	3110	2880	2680	2500	2345	2205	1965	1770	1610	1470	1410	1300 kg



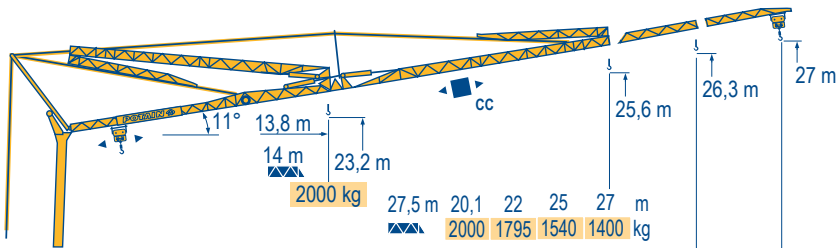
35/31 m 2,9 ▶ 14 m
4000 kg

11,6	12	13	14	15	16	17	18	19	20	22	24	26 m
4000	3820	3460	3165	2910	2690	2500	2335	2190	2060	1835	1650	1500 kg

Flèche relevée
Ausleger in Steilstellung
Luffing jib
Flecha izada
Braccio impennato
Lança inclinada



1000 kg 1000 kg 1000 kg 1000 kg



27,5 m	20,1	22	25	27	m
2000	1795	1540	1400	kg	
31 m	21,3	22	25	27	30,5 m
2000	1930	1655	1510	1300	kg
35 m	19,6	22	25	27	30 32 34,5 m
2000	1740	1490	1355	1190	1100 1000 kg

HD 40 A

POTAIN



F

Chariot distributeur



Chariot distributeur et courbes de charges



Réactions en service



Réactions hors service

A vide sans lest (ni train de transport) avec flèche et hauteur maximum.

D

Verfahrbare Laufkatze

Verfahrbare Laufkatze und Lastkurven

Reaktionskräfte in Betrieb

Reaktionskräfte außer Betrieb

Ohne Last, Ballast (und Transportachse), mit Maximalausleger und Maximalhöhe.

GB

Traversing trolley

Traversing trolley and load diagrams

Reactions in service

Reactions out of service

Without load, ballast (or transport axles), with maximum jib and maximum height.

E

Carro distribuidor

Carro distribuidor y curvas de cargas

Reacciones en servicio

Reacciones fuera de servicio

Sin carga, sin lastre, (ni tren de transporte), flecha y altura máxima.

I

Carrellino distributore

Carrellino distributore e curve di carico

Reazioni in servizio

Reazioni fuori servizio

A vuoto, senza zavorra (ne assali di trasporto) con braccio massimo e altezza massima.

P

Carro distribuidor

Carro distribuidor e curva de cargas









Reações em serviço

Reações fora de serviço

Sem carga (nem trem de transporte)- sem lastro com lança e altura máximas.

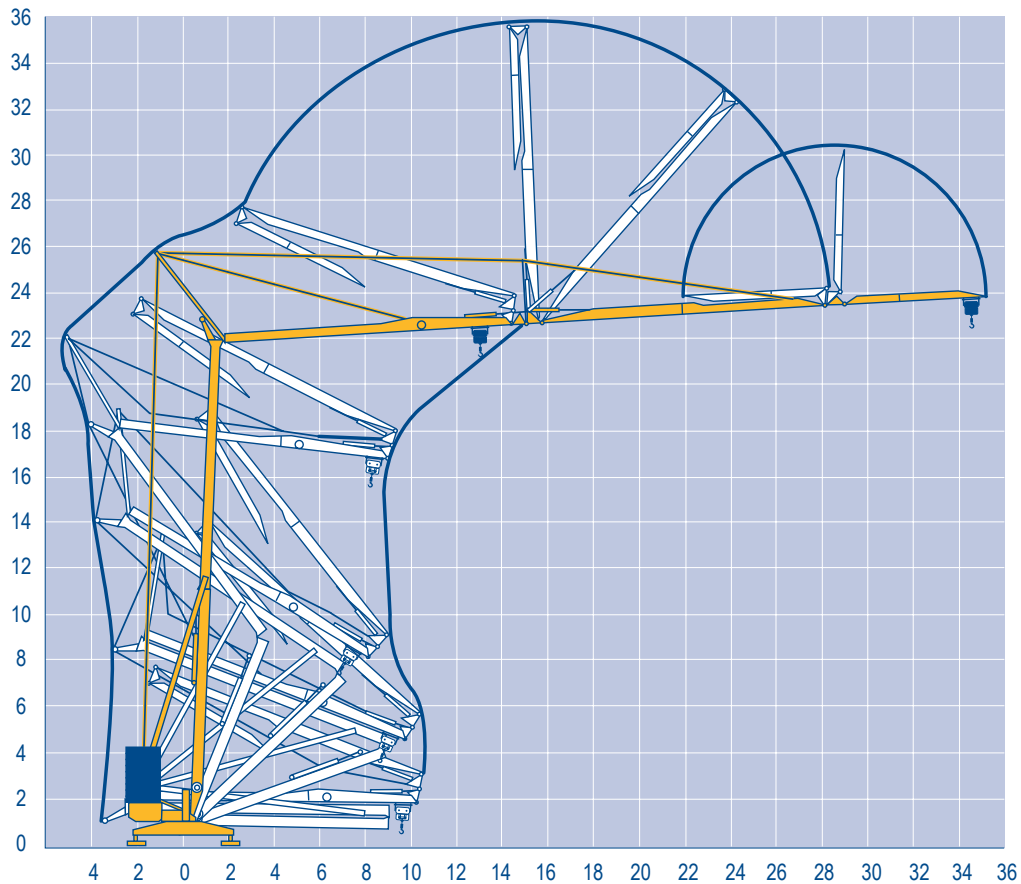
Mécanismes
Antriebe
Mechanisms
Mecanismos
Meccanismi
Mecanismos

LXW 2

										ch - PS hp	kW		
	15 LVF 10	m/min	5	27	43	53	2,5	13,5	21,5	26,5	15	11	
		kg	2000	2000	1250	1000	4000	4000	2500	2000			
	15 RPC 10	m/min	9	27	54		4,5	13,5	27		15	11	
		kg	2000	2000	1000		4000	4000	2000				
	3 D2 V5	m/min	21 - 42								2,7	2	
	RVF 2 30	tr/min U/min rpm	0 → 0,2 → 0,8								3	2,2	
CEI 38  IEC 38													
400 V(+6% -10%) 50 Hz						15 LVF 10 : 20 kVA 15 RPC 10 : 20 kVA							

Montage
Montage
Erection
Montaje
Montaggio
Montagem

LXW 1



HD 40 A

POTAIN 



F

Leverage
Distribution
Orientation

D

Heben
Katzfahren
Schwenken

GB

Hoisting
Trolleying
Slewing

E

Elevación
Distribución
Orientación

I

Sollevamento
Distribuzione
Rotazione

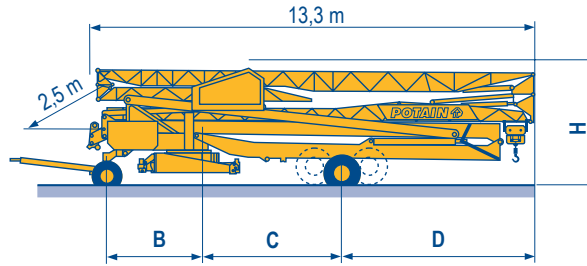
P

Elevação
Distribuição
Rotação

Transport
 Transport
 Transport
 Transporte
 Trasporto
 Transporte

- DJ80/S120 ○
- DJ100/S120
- DJ105/S125
- DJ126M/S125
- DJ126M/S215M

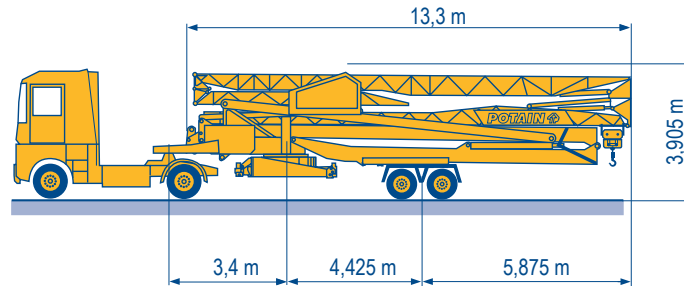
LXW 2



	B (m)	C (m)	D (m)	H (m)
DJ80/S120	2,5	4,95	5,35	3,4/3,55
DJ100/S120	2,5	4,95	5,35	3,45/3,6
DJ105/S125	2,5	4,95	5,35	3,45/3,6
DJ126M/S125	3,3	4,95	5,35	3,6
DJ126M/S215M	3,3	4,425	5,875	3,94

SL122/J215M

SL121/S215M



F
Chantier

D
Baustelle

GB
Site

E
Obra

I
Cantiere

P
Estaleiro



Document commercial non contractuel. Pour toute information technique se référer à la notice correspondante.

Unverbindliches Vertriebsdokument. Für technische Informationen, siehe die entsprechenden Anweisungen.

This commercial document is not legally binding. For any technical information, please refer to the corresponding instructions.

Documento comercial non contractuel. Para cualquier información técnica, ver la noticia correspondiente.

Documento commerciale non vincolante, per tutte le informazioni tecniche fare riferimento al catalogo istruzioni.

Documento comercial não contratual. Para qualquer informação técnica complementar consultar as respectivas instruções.



Laurer
BAUMASCHINEN

www.laurer.at
 office@laurer.at
 +43 52 44 69 66



Americas
 Tel : +1 888 479 7278
 Tel : +1 717 593 2000

Europe - Middle East - Africa
 Tel : +33 (0) 4 72 81 50 00
 Tel : +44 (0) 191 522 2000

Asia - Pacific
 Tel : +65 6264 1188
 Fax : +65 6862 4040

www.manitowoccrane.com

18, rue de Charbonnières - B.R.173
 69132 ECULLY Cedex - France

Tél. : +33 (0) 4 72 18 20 20
 Fax. : +33 (0) 4 72 18 20 00
 www.manitowoccrane.com

HD 40 A
 Code L-91985-38_Réf. 2003 48 LXW 4

Copyright.Reproduction interdite © POTAIN 2003

Réalisation Secdoc